

Theory Quiz

Keyboard Level 3 (Practice)

Terms & Symbols

In each row of the table below, one blank has been filled in for you. Complete the other two so that each row has an Italian term, it's symbol and it's English definition.

Italian Term	Symbol	English Definition
		medium loud
mezzo piano		
	p	
		loud

Time Signatures



Circle the correct answer to each question.

Look at this time signature: $\frac{4}{4}$

1. The top number means:



4 notes per measure 3 beats per measure 4 beats per measure

2. The bottom number means:

 gets 1 beat  gets 4 beats 4 beats per measure

Counting

Write in the counting below each line. Example of correct answers:



Ties and Slurs

Circle the symbol that appears in each example.



Tie
Slur



Tie
Slur



Tie
Slur

Enharmonics

Circle the pairs of notes that are correct enharmonic equivalents (they tell you to play the same key).



Accidentals

Add an accidental to make each note on the staff match it's description below.
(Note: every note should have a symbol next to it, including natural notes.)




B flat F sharp B flat A natural D flat D natural G sharp E flat

Whole and Half Steps

Circle the word that describes the distance between each pair of notes.




Whole Step
Half Step



Whole Step
Half Step




Whole Step
Half Step



Whole Step
Half Step





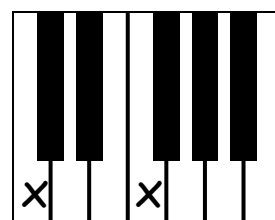
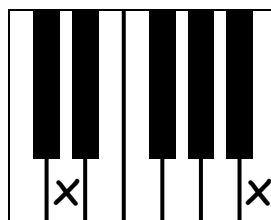
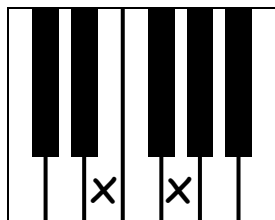
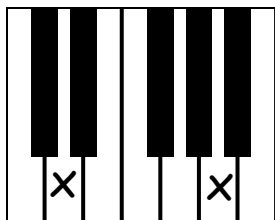
Whole Step
Half Step



Whole Step
Half Step

Intervals

Write the name of each interval on the line below each picture (ex. 2nd, 3rd).



Note Names

Write the name of each note on the lines under the pictures.

